

Follow these easy steps to track your activities with ActiveFit™!

## Download the ActiveFit App

### Instructions:

Download ActiveFit from



1. To install the ActiveFit app, open the **Google Play** app on your Android phone, and **search for ActiveFit**.  
**Direct link:** <https://play.google.com/store/apps/details?id=com.sparkcompass.advantahealthcare&hl=en>
2. Tap the **INSTALL** button.
3. Once download is finished, **open the ActiveFit app**.
4. **Sign into the app** with the username and password you created during the HorizonbFit enrollment in Step 3.
5. **Congratulations!** You've completed registration!

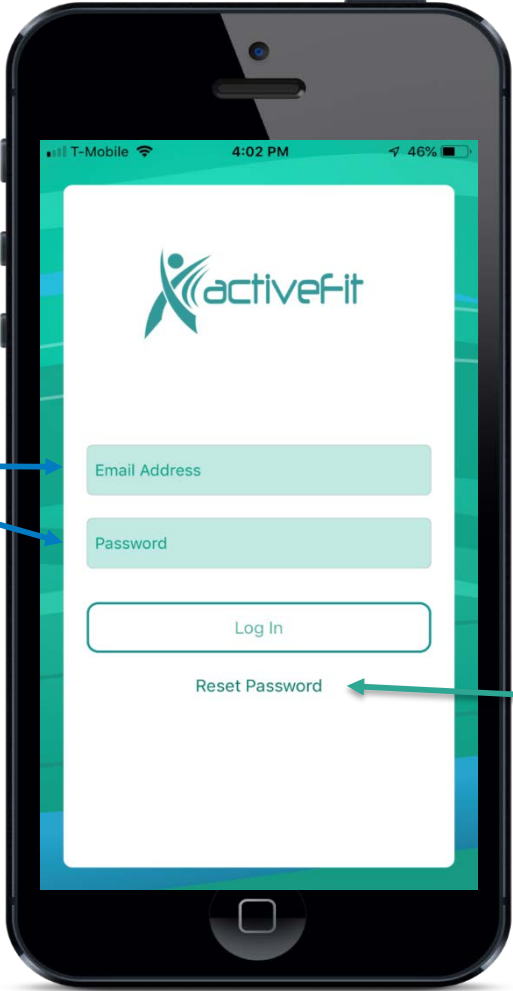
Download ActiveFit from



1. To install the ActiveFit app, open the **App Store** app on your iPhone, and **search for ActiveFit**.  
**Direct link:** <https://itunes.apple.com/us/app/activefit/id1044364973?mt=8>
2. Tap the **GET** button then tap **INSTALL**.
3. Once download is finished, **open the ActiveFit app**.
4. **Sign into the app** with the username and password you created during the HorizonbFit enrollment in Step 3.
5. **Congratulations!** You've completed registration!

## Log in Using Your Horizon**b**Fit<sup>SM</sup> Email and Password

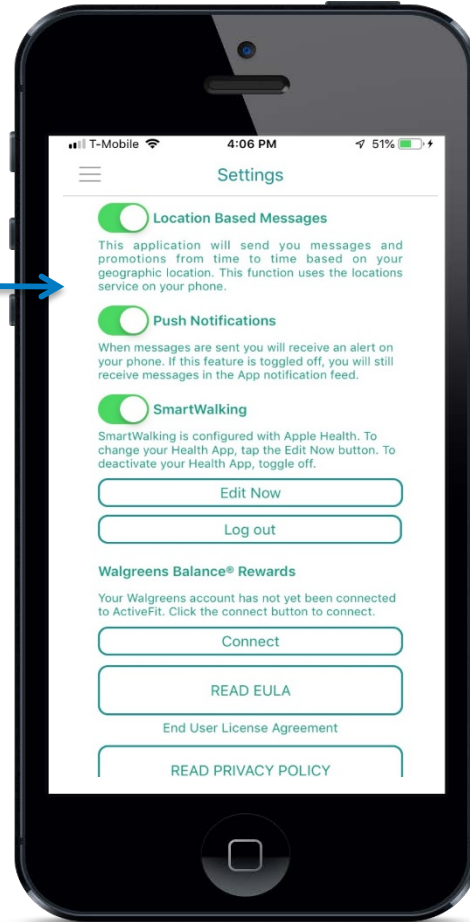
Enter your Horizon**b**Fit email address and Member Portal password to login.



Don't remember your password? You can request a new password directly from ActiveFit

## Review Your Settings and Agree to Terms

Location based messaging and push notification must be checked to record your gym activities.



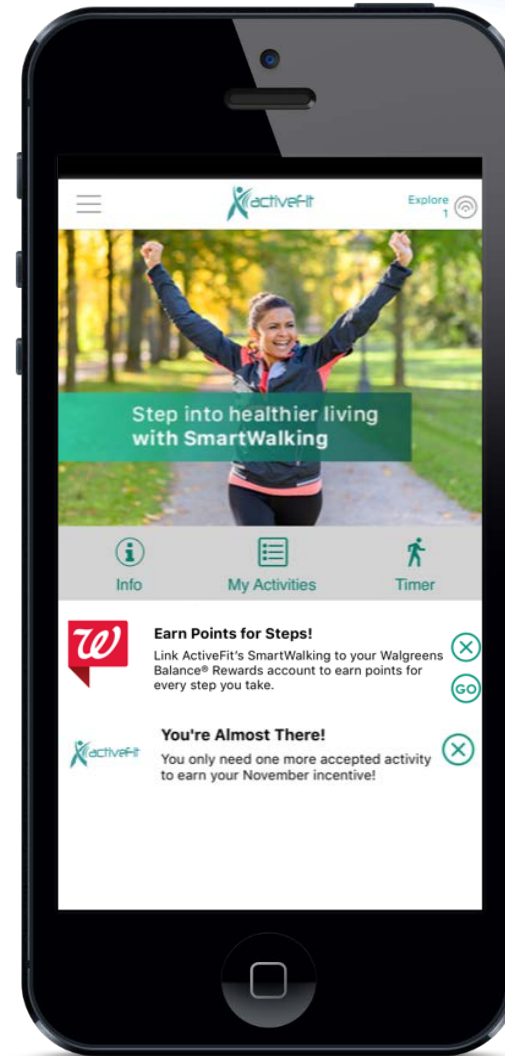
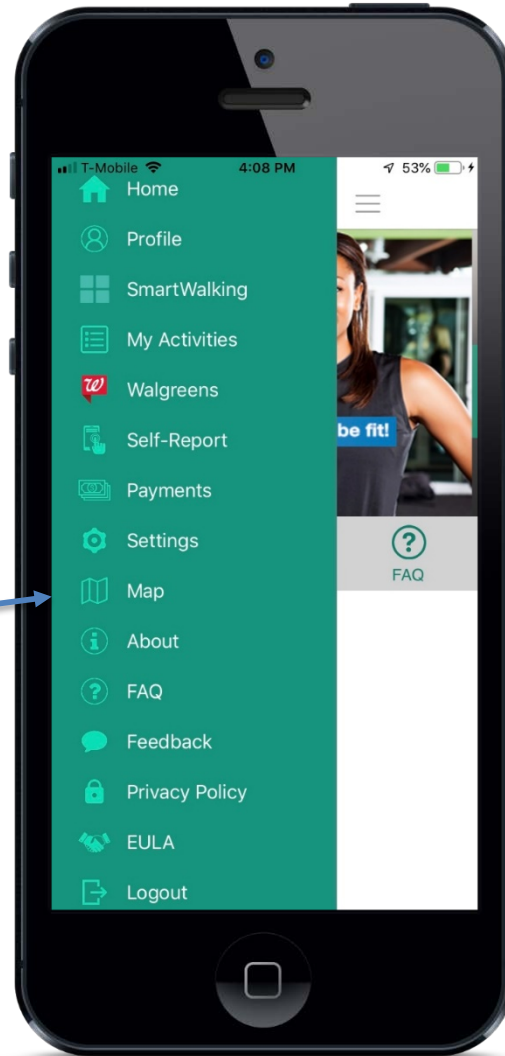
Please review and agree to our privacy and end user terms (EULA).

Here in the **home screen**, real-time gym activity reporting, SmartWalking, and program notifications are served. Please note: The ActiveFit Application will have limited function until your program start date. See slide 11 for additional information related to your start date.



Tap on the **App Menu**. You'll see your Profile, SmartWalking, Map and Payment History. Use the "Feedback" section to provide us with information on your experience.

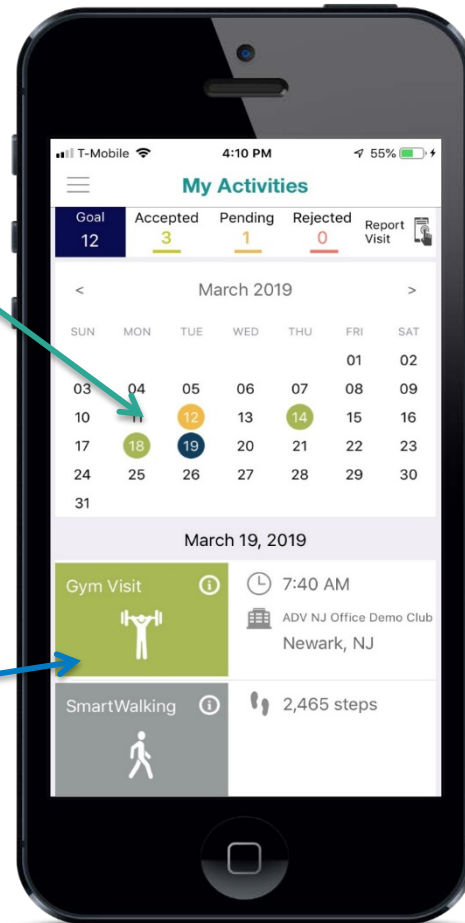
App Menu



Check out **My Activities**. If your App is open when you visit your fitness facility and your notification settings are properly set, you should register an approved visit.

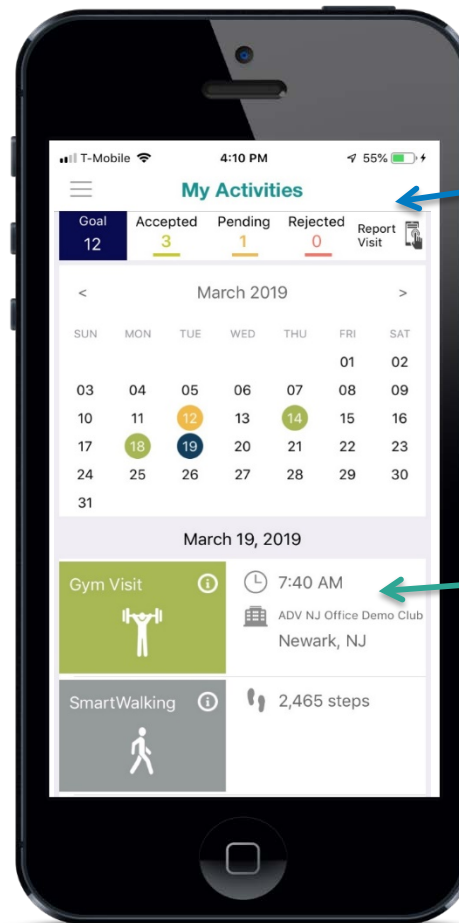
Visits Pending,  
Accepted or Rejected

Real-time Date, Time  
and Location  
Tracking by Day,  
Month and Year



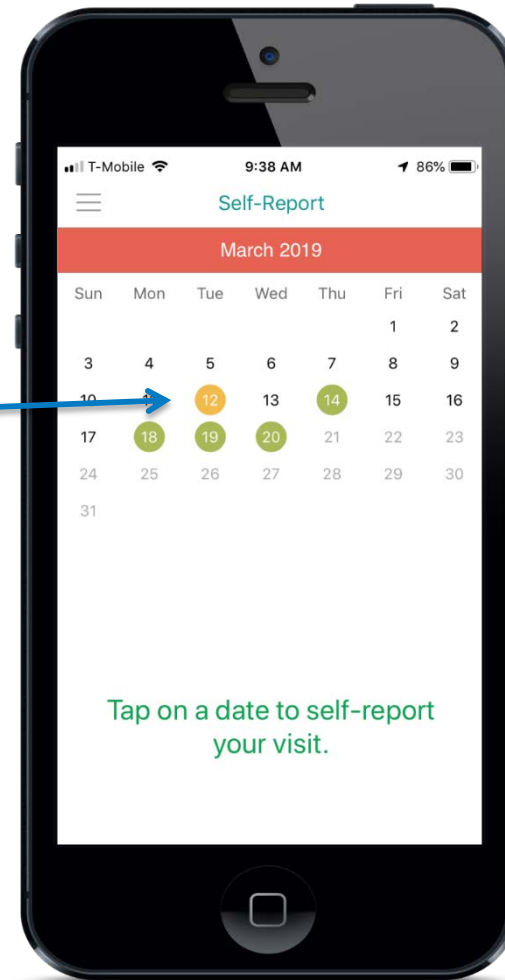
Goal Counter  
Tracks your  
Monthly Incentive

Visit Detail

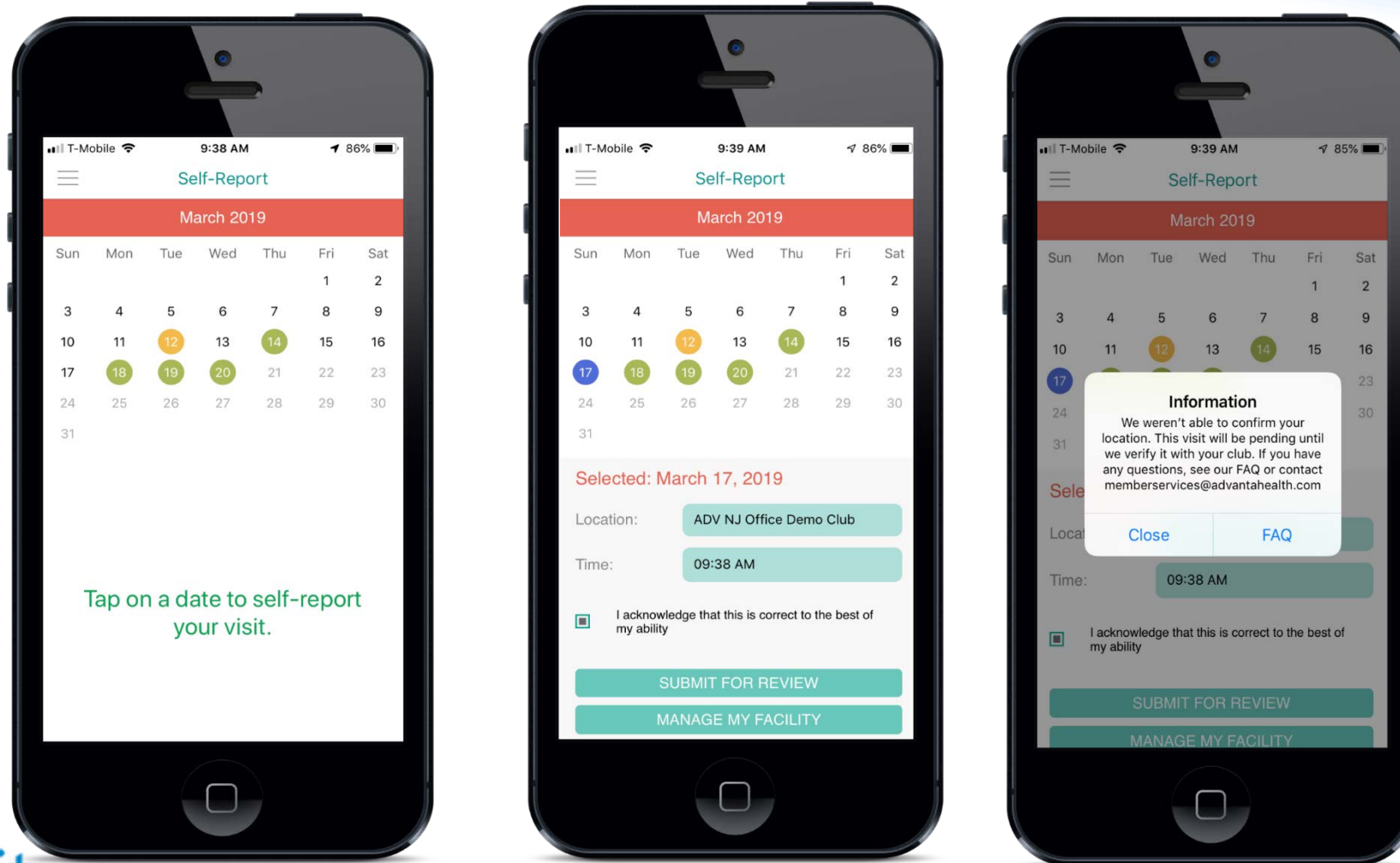


**You Can Self-Report Gym Activities:** If you forget your phone or don't see your visit automatically accepted, self-report your visit. Please note that SmartWalking activities cannot be manually entered

Click on the date in question and you will see fields to input location, date, and time spent



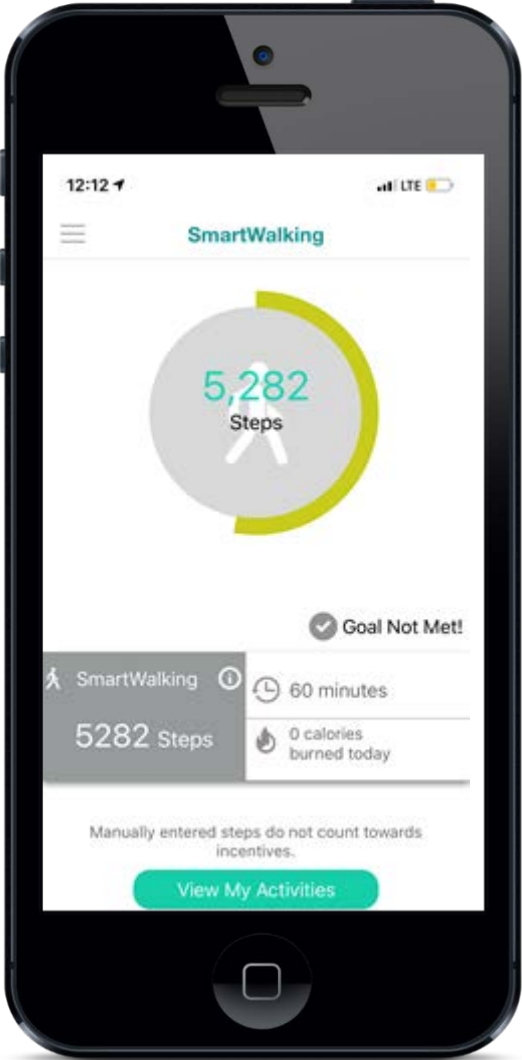
**Review your Activities.** Please note that all self-reported visits will be held in a pending state until verified by Advanta. In some cases, we may ask you to provide a facility-verified attendance report.





Selecting **SmartWalking** will display your daily step counts. Walking 10,000 steps per day also counts as an accepted activity toward your monthly incentive!

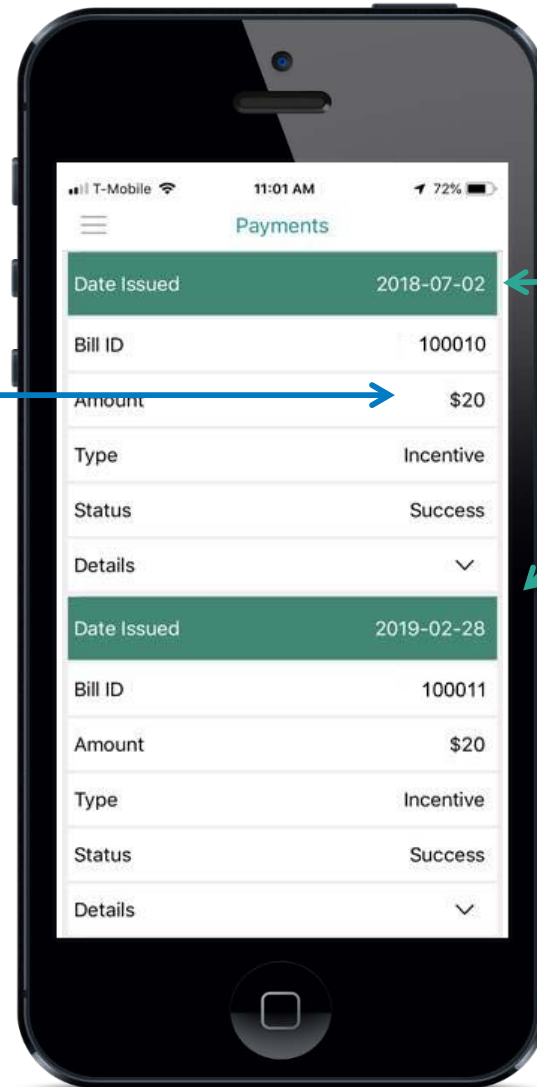
Real-time step count



Track your progress!

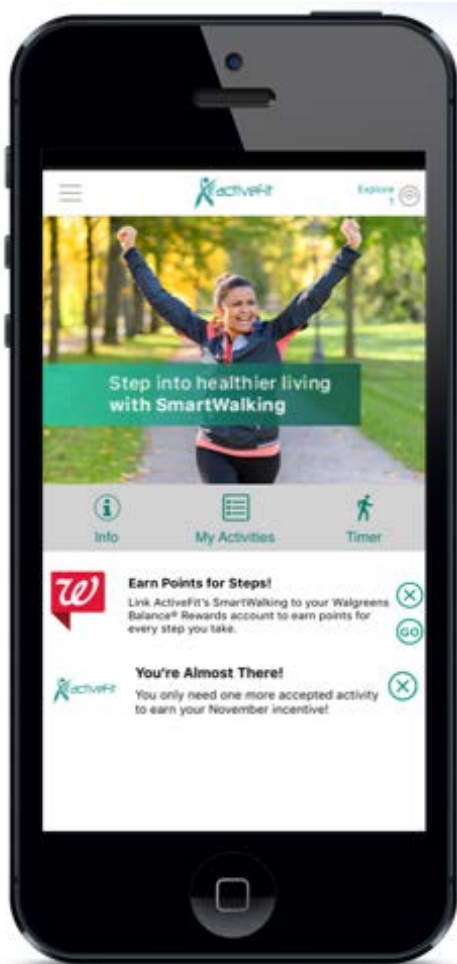
Explore the **payment** section of the app. This is where your incentive history will appear. Keep in mind that your incentive will be applied to your checking or savings account 30-60 days after the month ends.

Incentives amounts earned



Payments by period, with historical data

**Enjoy ActiveFit!** If you have any questions along the way, feel free to email Member Services at [MemberServices@advantahealth.com](mailto:MemberServices@advantahealth.com) and we will be glad to assist you.



Please note: The ActiveFit Application will have limited function until your program start date. You will receive a confirmation of your start date in email which will be sent to the email address associated with your account.

Until your start date:

- Download Activefit
- Review your profile information and app settings
- Review the program's privacy policy and EULA

On your start date, the following app functions will engage:

- Visit tracking
- Self-reporting
- SmartWalking
- Payment History